

BABILA

Riflettore industriale e commerciale a sospensione. Corpo in alluminio pressofuso verniciato con polvere termoindurente poliestere anticorrosione colore bianco, driver elettronico 220-240V 50/60Hz. Prodotto costruito in conformità alle vigenti norme EN / IEC 60598-1:2018.

Industrial and commercial suspended high-bay. Die cast aluminium body, coated with polyester anticorrosion powder white color, electronic driver 220-240V 50/60Hz. Manufactured in accordance with EN / IEC 60598-1:2018.



INSTALLAZIONE / INSTALLATION



CARATTERISTICHE / MAIN FEATURES


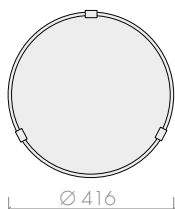
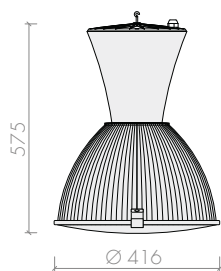
| | 220/240 V_~ | -25°C / $+45^{\circ}\text{C}$ | IP40 | IK08 | RG0 | CRI >80 | 3 step MacAdam | <7% LOW flicker | L80-B20 >50.000h | L80-B50 >75.000h | **A++**

CODIFICA / CODING

Art.	+	Mod.	+ °K (CRI)		+ W. tot.	+ Options
8500		S3	30 = 3000°K (CRI >80)		25	BL = on/off
			40 = 4000°K (CRI >80)		30	BM = 1-10v
			50 = 5000°K (CRI >80)		35	BD = dali
			65 = 6500°K (CRI >80)		40	
			94 = 4000°K (CRI >90)		55	
					68	

DIMENSIONI / DIMENSIONS

	A	B	C	Kg	mc	
D1	416	416	575	4,8	0,105	50



RAL 9003

Δ LUMEN

3000°K (CRI >80) = **-5.28%**
 4000°K (CRI >80) = **standard**
 5000°K (CRI >80) = **+0.90%**
 6500°K (CRI >80) = **+3.00%**
 4000°K (CRI >90) = **-14.35%**

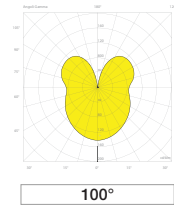
Mod. S3

Ottica

Campana diffondente 360° in policarbonato opale satinato

Optic

360° wide beam satin opal polycarbonate bell



Dotazione

Sistema di fissaggio a sospensione incluso. Cablaggio interno mediante vano driver apribile.

Equipment

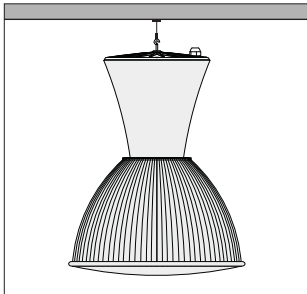
Suspension mounting system included. Internal wiring through openable driver compartment.



W tot.	°K - CRI	n° Led	LUMEN LED	LUMEN OUTPUT	Lm/W	replace	dimension
25	4000K - CRI>80	1	4001	3035	121	70W JM	D1
30	4000K - CRI>80	1	4978	3776	126	70W JM	D1
35	4000K - CRI>80	1	5833	4424	126	70W JM/SAP	D1
40	4000K - CRI>80	1	6389	4846	121	70W JM/SAP	D1
55	4000K - CRI>80	1	8930	6773	123	150W JM	D1
68	4000K - CRI>80	1	10859	8238	121	150W JM/SAP	D1

INSTALLAZIONE / INSTALLATION

Installazione a sospensione Suspended installation



Apparecchio adatto per installazione a sospensione.

Suspended installation.

ACCESSORI / ACCESSORIES



- ACC019** Sensore per apparecchi industriali DALI
Sensor for DALI industrial fixtures
- ACC036** Telecomando per sensori industriali (opzionale)
Remote control for industrial sensors (optional)
- ACC132** Multisensore di luminosità e movimento IP65 wireless 868 MHz per apparecchi DALI per altezze fino a 17m. (Regola fino a 32 apparecchi con ACC134).
Brightness and movement wireless multi sensor 868 MHz for DALI fixture IP65 for heights up to 17m. (Up to 32 fixtures with ACC134).
- ACC133** Multisensore di luminosità e movimento IP65 wireless 868 MHz per apparecchi DALI per altezze fino a 10m. (Regola fino a 32 apparecchi con ACC134).
Brightness and movement wireless multi sensor 868 MHz for DALI fixture IP65 for heights up to 10m. (Up to 32 fixtures with ACC134).
- ACC134** Nodo IP65 per controllo wireless 868MHz di apparecchi DALI IP65. (da accoppiare con ACC132 o ACC133). Da installare su singolo apparecchio.
Node for 868MHz wireless control of DALI fixture IP65. (with ACC132 or ACC133). Installed on single fixture.
- ACC135** Gateway portatile per la configurazione dei dispositivi wireless 868 MHz.
Gateway for wireless sensor configuration 868 MHz.