

Light at the forefront — Scarlett presents a contemporary twist on classic chandeliers. This new collection skilfully plays with the colours of its teardrops and essential geometries, resulting in sophisticated shadow projections and an array of hues. Furthermore, it provides highly functional lighting features for a variety of ceiling settings and offers the flexibility to adjust the colour temperature as needed. The use of sustainable materials is at the forefront of the design, making it a defining feature of the luminaire. This collection can also be personalised by experimenting with different component sizes and exploring the various colour options available through the configurator.

La lumière en vedette — Scarlett remet le lustre classique au goût du jour. Cette nouvelle collection joue magistralement avec la couleur de ses pampilles et de ses géométries essentielles, créant d'élégantes projections de nuances et de tons. En outre, ce modèle présente des caractéristiques d'éclairage très fonctionnelles pour illuminer les plafonds dans une multitude de décorstout en permettant de régler la température de couleur au gré de ses envies. Sa fabrication à base de matériaux durables constitue l'un de ses principaux points forts. Cette collection peut également être personnalisée en jouant sur la taille des pièces et les différentes couleurs disponibles, grâce au configurateur.







*Configurator for customisation available.
Configurateur de personnalisation disponible.*

scarlett.ledsc4.com

Configure your Scarlett Configurez votre Scarlett

S	Q	S	I	-A	A	A	-SA
Figure Figure		Installation Installation	Construction Construction	LEVEL 1 Figure sizes Dimensions figure	LEVEL 2 Figure sizes Dimensions figure	LEVEL 3 Figure sizes Dimensions figure	LEVEL 1 Size/ Finish tear Dimension/ finition pampille
C Circular Q Square		S Surface P Pendant	I Individual T Tower C Chandelier	A 530mm B 730mm C 930mm 0 None	A 530mm B 730mm C 930mm 0 None	A 530mm B 730mm C 930mm 0 None	L 29cm A D 0 S 17cm B E 0 None C F



1 Figure Figure

C Circular	Q Square
	





2 Installation Installation

S Surface	P Pendant
	



3 Construction Construction

I Individual	T Tower	C Chandelier
		
	Max. 2 levels in the same size. Maximum 2 niveaux de même taille.	Max. 3 levels from biggest to smallest. Maximum 3 niveaux de taille descendante.

4 Figure sizes Dimensionsfigure







LEVEL 1 LEVEL 2 LEVEL 3		A Ø 530 mm 530x530 mm	B Ø 730 mm 730x730 mm	C Ø 930 mm 930x930 mm
				
		0 Cases with no level. Cas sans niveau.		

5 Teardrop size Dimensionpampille

L 29 cm	S 17cm	0 Cases with no level. Cas sans niveau.
		

6 Finishes Finitions

Finishes may undergo changes depending on multiple factors.
Les finitions peuvent varier en fonction de nombreux facteurs.

A Blue 80	B Blue 20	C Gray 80	D Gray 20	E Nude 80	F Nude 20	0 Cases with no level. Cas sans niveau.
						

7 Power supply Sourced'alimentation

OS ON-OFF 220-240V
DU DALI 100-240V

8 Light temperature Température de la lumière

The piece contains a CCT switch.
La pièce contient un interrupteur CCT.

V9 2700K	W9 3000K	X9 4000K
		

SA

LEVEL 2
 Size/Finish tear
 Dimension/finition pampille

L 29cm | A D 0
 S 17cm | B E
 0 None | C F

SA

LEVEL 3
 Size/Finish tear
 Dimension/finition pampille

L 29cm | A D 0
 S 17cm | B E
 0 None | C F

-DU

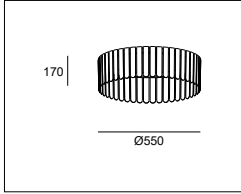
Power supply
 Source d'alimentation

OS ON-OFF
 DU DALI

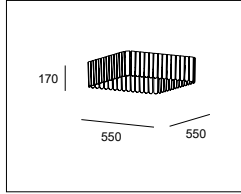
V

Light temperature
 Température de la lumière

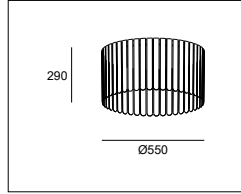
V 2700K
 W 3000K
 X 4000K



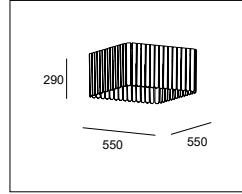
SCSI-A00-SC0000-OSV
 SCPI-A00-SC0000-OSV



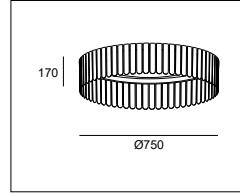
SQSI-A00-SF0000-OSV
 SQPI-A00-SF0000-OSV



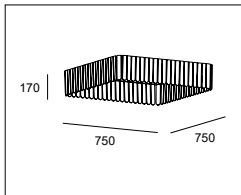
SCSI-A00-LD0000-OSV
 SCPI-A00-LD0000-OSV



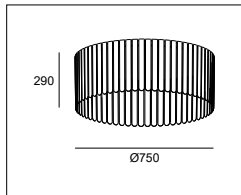
SQSI-A00-LA0000-OSV
 SQPI-A00-LA0000-OSV



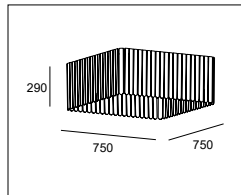
SCSI-B00-SE0000-OSV
 SCPI-B00-SE0000-OSV



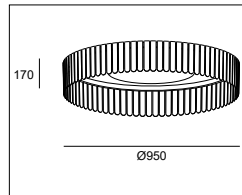
SQSI-B00-SB0000-OSV
 SQPI-B00-SB0000-OSV



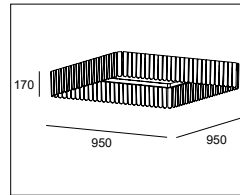
SCSI-B00-LF0000-OSV
 SCPI-B00-LF0000-OSV



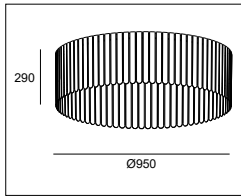
SQSI-B00-LE0000-OSV
 SQPI-B00-LE0000-OSV



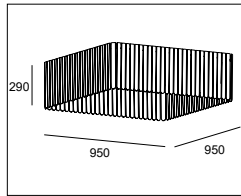
SCSI-C00-SA0000-OSV
 SCPI-C00-SA0000-OSV



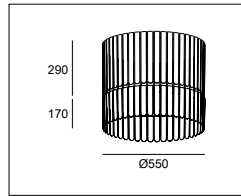
SQSI-C00-SD0000-OSV
 SQPI-C00-SD0000-OSV



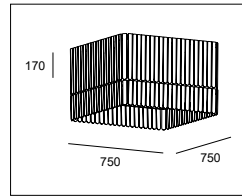
SCSI-C00-LB0000-OSV
 SCPI-C00-LB0000-OSV



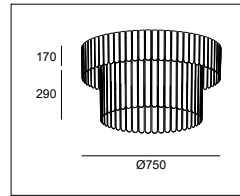
SQSI-C00-LC0000-OSV
 SQPI-C00-LC0000-OSV



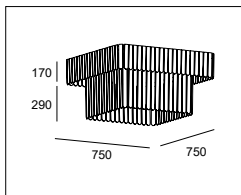
SCST-AA0-LCSD00-OSV
 SCPT-AA0-LCSD00-OSV



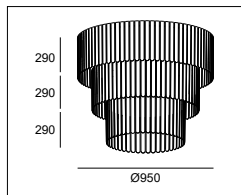
SQST-BB0-LASB00-OSV
 SQPT-BB0-LASB00-OSV



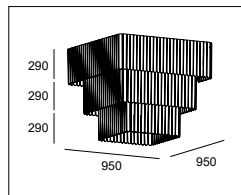
SCSC-BA0-SELF00-OSV
 SCPC-BA0-SELF00-OSV



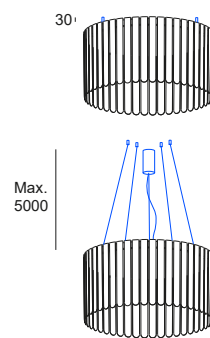
SQSC-BA0-SELF00-OSV
 SQPC-BA0-SELF00-OSV



SCSC-CBA-LALALB-OSV
 SCPC-CBA-LALALB-OSV



SQSC-CBA-LCLCLD-OSV
 SQPC-CBA-LCLCLD-OSV



COMMON INFORMATION INFORMATIONS COMMUNES

Surface structure 30mm
 Pendant structure Max.

5000mm
 3737-3907 lm
 55 W



Configure your luminaire
 Configurez votre luminaire







The finishes and tones shown may not be completely accurate due to slight variations in production, photographic lighting factors and printing.

Les finitions et les teintes affichées peuvent ne pas être tout à fait exactes en raison de légères variations au niveau de la production, ainsi que de facteurs liés à l'éclairage photographique et à l'impression.





*Different combinations and installation options.
Différentes combinaisons et possibilités d'installation.*



SQPT-BB0-LCSD00-OSV



SCPC-CB0-LFLE00-OSV



